



Configuring IntelViewer

Step 1

Open IntelViewer by clicking 

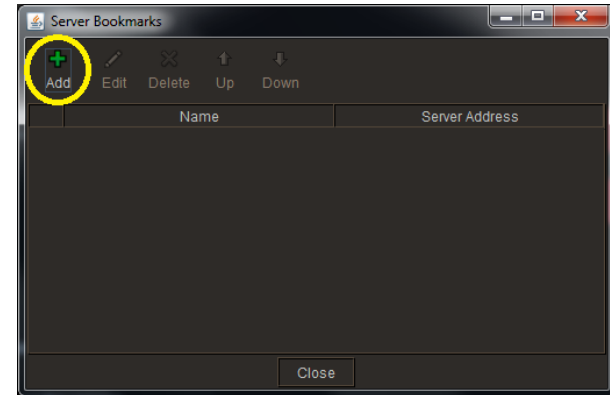
Step 2

Click **Edit Bookmark**



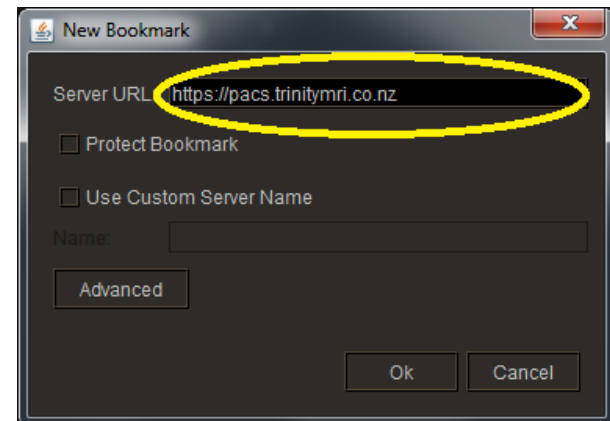
Step 3

Click **Add**



Step 4

Enter **https://pacs.trinitymri.co.nz** and click **OK**



Step 5



Enter your username and password and click the login arrow




Step 6 (Only for initial login)

Initially the user will be asked to accept a confidentiality agreement. Click **IntelBrowser** to begin this.



Step 7

Enter your username and password and click the login arrow



IntelPACS®

IntelBrowser
IntelPACS 4-8-1-P100

Trinity MRI

Apply for Account

Username johndoe

Password [masked]

Invalid session. Please log in again.
[Forgot your password?](#)

Intelrad®
Distributed Radiology Solutions™

© 2001-2014 Intelrad Medical Systems - All rights reserved

Step 8

To accept confidentiality agreement click

I Agree



IntelPACS®

In order for you to continue using this system, we kindly ask you to read and 'sign' the following agreement by clicking the button at the bottom of this page labeled "I Agree".

Thank you for your cooperation.

Confidentiality Agreement

I accept full responsibility for the personal identification and password codes issued to me for access to the hospital's computerized Radiological Image and Patient Information System. In order to protect the confidentiality of the information to which I am now party, I agree that:

1. The Hospital computing facilities are to be used for authorized purposes and in the support of Hospital approved activities only.
2. I will not attempt to access information in the Hospital computer system which is not required by my day to day responsibilities. Browsing through patient records or accessing records that are not required is strictly prohibited.
3. The personal identification and password codes are assigned to me only and I must not share them with others. I will take all reasonable precautions to protect the privileges assigned to me. If I have any reason to believe that another person is aware of my password, I will immediately change it.
4. I will not attempt to access or alter information in the Hospital computer system by using any user or group identification codes other than my own.
5. I will not permit another person to access or alter information in the Hospital computer system under my personal identification code, after I have logged on the system.
6. It is my responsibility to logout of the system when my work is complete or when I leave my station for a period of time.
7. It is my responsibility to report incidences of improper and/or illegal activities which include using the hospital's facilities for abusive and/or malicious communications. Such reports must be made immediately to your supervisor or directly to the administration.
8. I understand my responsibility for respecting patient's privacy and protecting the confidentiality of information to which I have access.

I Agree I Do Not Agree

Step 9

Close this window and re-open IntelViewer by clicking



Enter your username and password and click the login arrow

